

























## 2 400m Freestyle Women Heat

Official



Rank	Competitor	Year	Club	RT	PTS	Result	
1	Erika Fairweath	2003	NORTH SHORE SWIMMING	0.69		<b>4:07.78</b> Entry: 4:02.09 <b>+5.69</b>	QA
	50m: 28.11 100m: 58.92 (30.81) 150m: 1:30.28 (31.36) 200m: 2:01.86 (31.58) 250m: 2:33.47 (31.61) 300m: 3:05.22 (31.75) 350m: 3:37.07 (31.85) 400m: 4:07.78 (30.71)						
2	Eve Thomas	2001	COAST SWIMMING	0.73		<b>4:11.66</b> Entry: 4:08.05 <b>+3.61</b>	QA
	50m: 28.92 100m: 1:00.13 (31.21) 150m: 1:31.85 (31.72) 200m: 2:03.79 (31.94) 250m: 2:35.98 (32.19) 300m: 3:08.06 (32.08) 350m: 3:40.13 (32.07) 400m: 4:11.66 (31.53)						
3	Caitlin Deans	1999	NERPTONE	0.77		<b>4:15.00</b> Entry: 4:06.69 <b>+8.31</b>	QA
	50m: 29.88 100m: 1:01.23 (31.35) 150m: 1:33.32 (32.09) 200m: 2:05.32 (32.00) 250m: 2:37.75 (32.43) 300m: 3:10.14 (32.39) 350m: 3:42.79 (32.65) 400m: 4:15.00 (32.21)						
4	Alyssa Tapper	2007	ST. ANDREW'S SWIMMING CLUB	0.71		<b>4:17.45</b> Entry: 4:15.06 <b>+2.39</b>	QA
	50m: 29.76 100m: 1:01.48 (31.72) 150m: 1:34.18 (32.70) 200m: 2:06.59 (32.41) 250m: 2:39.05 (32.46) 300m: 3:12.19 (33.14) 350m: 3:45.15 (32.96) 400m: 4:17.45 (32.30)						
5	Jade Starr (V)	2003		0.80		<b>4:20.13</b> Entry: 4:20.88 <b>-0.75</b>	QA
	50m: 29.95 100m: 1:02.61 (32.66) 150m: 1:35.87 (33.26) 200m: 2:09.21 (33.34) 250m: 2:41.82 (32.61) 300m: 3:14.91 (33.09) 350m: 3:47.37 (32.46) 400m: 4:20.13 (32.76)						
6	Emilia Finer	2004	NERPTONE	0.77		<b>4:23.65</b> Entry: 4:20.41 <b>+3.24</b>	QA
	50m: 30.56 100m: 1:03.10 (32.54) 150m: 1:36.52 (33.42) 200m: 2:10.03 (33.51) 250m: 2:43.75 (33.72) 300m: 3:17.62 (33.87) 350m: 3:51.22 (33.60) 400m: 4:23.65 (32.43)						
7	Olivia Emmett	2008	ST. PETER'S MOTOR CLUB	0.79		<b>4:25.49</b> Entry: 4:19.42 <b>+6.07</b>	QA
	50m: 29.28 100m: 1:01.70 (32.42) 150m: 1:35.31 (33.61) 200m: 2:09.39 (34.08) 250m: 2:43.50 (34.11) 300m: 3:17.73 (34.23) 350m: 3:52.01 (34.28) 400m: 4:25.49 (33.48)						
8	Ruby Heath	1999	KILWINNING SWIMMING CLUB	0.72		<b>4:28.61</b> Entry: 4:29.05 <b>-0.44</b>	QA
	50m: 31.10 100m: 1:04.38 (33.28) 150m: 1:38.36 (33.98) 200m: 2:12.36 (34.00) 250m: 2:46.58 (34.22) 300m: 3:20.77 (34.19) 350m: 3:55.10 (34.33) 400m: 4:28.61 (33.51)						
9	Olivia Bates	2008	NORTH SHORE SWIMMING	0.73		<b>4:29.81</b> Entry: 4:29.01 <b>+0.80</b>	QB
	50m: 31.03 100m: 1:04.66 (33.63) 150m: 1:38.80 (34.14) 200m: 2:12.92 (34.12) 250m: 2:47.17 (34.25) 300m: 3:21.35 (34.18) 350m: 3:55.76 (34.41) 400m: 4:29.81 (34.05)						

10	 Holli Macdonald	2007	 Hamilton Aqua...	0.74	<b>4:32.53</b> Entry: 4:27.88	+4.65	QB
	50m: 29.89 100m: 1:02.56 (32.67) 150m: 1:36.30 (33.74) 200m: 2:10.76 (34.46) 250m: 2:45.93 (35.17) 300m: 3:21.53 (35.60) 350m: 3:57.35 (35.82) 400m: 4:32.53 (35.18)						
11	 Chelsea White	2007	 NORTH SHORE SWIMMING	0.70	<b>4:34.86</b> Entry: 4:35.56	-0.70	QC
	50m: 30.42 100m: 1:03.59 (33.17) 150m: 1:38.19 (34.60) 200m: 2:13.24 (35.05) 250m: 2:49.03 (35.79) 300m: 3:24.92 (35.89) 350m: 4:00.51 (35.59) 400m: 4:34.86 (34.35)						
12	 Macy Hains	2008		0.77	<b>4:34.91</b> Entry: 4:37.41	-2.50	QB
	50m: 30.65 100m: 1:04.17 (33.52) 150m: 1:38.67 (34.50) 200m: 2:13.71 (35.04) 250m: 2:49.03 (35.32) 300m: 3:24.79 (35.76) 350m: 4:00.19 (35.40) 400m: 4:34.91 (34.72)						
13	 Brooke Bennett	2006		0.81	<b>4:36.40</b> Entry: 4:20.61	+15.79	QC
	50m: 30.81 100m: 1:04.46 (33.65) 150m: 1:38.82 (34.36) 200m: 2:13.66 (34.84) 250m: 2:49.16 (35.50) 300m: 3:24.85 (35.69) 350m: 4:00.74 (35.89) 400m: 4:36.40 (35.66)						
14	 Kezia Buissinne	2008		0.73	<b>4:36.98</b> Entry: 4:29.62	+7.36	QB
	50m: 30.06 100m: 1:03.59 (33.53) 150m: 1:38.22 (34.63) 200m: 2:12.98 (34.76) 250m: 2:48.47 (35.49) 300m: 3:24.49 (36.02) 350m: 4:00.76 (36.27) 400m: 4:36.98 (36.22)						
15	 Amelia McEwar	2012		0.77	<b>4:38.23</b> Entry: 4:35.91	+2.32	QC
	50m: 31.14 100m: 1:05.50 (34.36) 150m: 1:40.30 (34.80) 200m: 2:16.06 (35.76) 250m: 2:51.39 (35.33) 300m: 3:27.49 (36.10) 350m: 4:03.51 (36.02) 400m: 4:38.23 (34.72)						
16	 Alexis Buissinne	2008		0.78	<b>4:38.25</b> Entry: 4:29.10	+9.15	QB
	50m: 30.21 100m: 1:03.31 (33.10) 150m: 1:37.89 (34.58) 200m: 2:12.83 (34.94) 250m: 2:48.48 (35.65) 300m: 3:24.80 (36.32) 350m: 4:02.12 (37.32) 400m: 4:38.25 (36.13)						
17	 Shae Jackson	2008		0.76	<b>4:39.32</b> Entry: 4:35.03	+4.29	QB
	50m: 32.38 100m: 1:06.06 (33.68) 150m: 1:40.99 (34.93) 200m: 2:16.56 (35.57) 250m: 2:51.48 (34.92) 300m: 3:27.60 (36.12) 350m: 4:03.62 (36.02) 400m: 4:39.32 (35.70)						
18	 Nicola Lovell	2009		0.69	<b>4:39.86</b> Entry: 4:31.88	+7.98	QB
	50m: 31.08 100m: 1:05.19 (34.11) 150m: 1:40.34 (35.15) 200m: 2:16.19 (35.85) 250m: 2:52.55 (36.36) 300m: 3:29.03 (36.48) 350m: 4:05.49 (36.46) 400m: 4:39.86 (34.37)						
19	 Leah Yang	2009		0.78	<b>4:41.00</b> Entry: 4:38.93	+2.07	QB
	50m: 31.70 100m: 1:06.90 (35.20) 150m: 1:42.16 (35.26) 200m: 2:17.80 (35.64) 250m: 2:53.73 (35.93) 300m: 3:30.12 (36.39) 350m: 4:06.47 (36.35) 400m: 4:41.00 (34.53)						
20	 Freya Hingston	2007		0.75	<b>4:41.52</b> Entry: 4:35.55	+5.97	QC
	50m: 31.45 100m: 1:06.52 (35.07) 150m: 1:41.87 (35.35) 200m: 2:17.93 (36.06)						

250m: 2:53.84 (35.91) 300m: 3:29.73 (35.89) 350m: 4:06.25 (36.52)  
400m: 4:41.52 (35.27)

21  Grace Henders 2007  0.76 4:43.01  
Entry: 4:44.39 -1.38 QC


50m: 31.62 100m: 1:05.69 (34.07) 150m: 1:40.90 (35.21) 200m: 2:17.04 (36.14)  
250m: 2:53.68 (36.64) 300m: 3:30.51 (36.83) 350m: 4:07.34 (36.83)  
400m: 4:43.01 (35.67)

22  Scout Carter 2008  0.73 4:43.12  
Entry: 4:40.79 +2.33 QC



50m: 32.04 100m: 1:06.39 (34.35) 150m: 1:41.43 (35.04) 200m: 2:17.23 (35.80)  
250m: 2:53.58 (36.35) 300m: 3:30.11 (36.53) 350m: 4:07.14 (37.03)  
400m: 4:43.12 (35.98)

23  Tegen Stewart 2009  0.71 4:43.22  
Entry: 4:36.40 +6.82 QC



50m: 31.00 100m: 1:04.65 (33.65) 150m: 1:40.40 (35.75) 200m: 2:16.55 (36.15)  
250m: 2:53.06 (36.51) 300m: 3:30.23 (37.17) 350m: 4:07.31 (37.08)  
400m: 4:43.22 (35.91)

24  Madeleine McT 2000 S14 0.81 828 4:44.37  
Entry: 4:46.02 -1.65 QC



50m: 31.77 100m: 1:06.91 (35.14) 150m: 1:42.52 (35.61) 200m: 2:19.09 (36.57)  
250m: 2:55.78 (36.69) 300m: 3:32.17 (36.39) 350m: 4:08.90 (36.73)  
400m: 4:44.37 (35.47)

25  Paige Franklin 2008  0.69 4:44.82  
Entry: 4:41.52 +3.30



50m: 31.51 100m: 1:06.05 (34.54) 150m: 1:42.08 (36.03) 200m: 2:18.78 (36.70)  
250m: 2:55.84 (37.06) 300m: 3:33.20 (37.36) 350m: 4:09.99 (36.79)  
400m: 4:44.82 (34.83)

26  Brooke Humphr 2010  0.73 4:45.49  
Entry: 4:44.75 +0.74



50m: 31.31 100m: 1:05.86 (34.55) 150m: 1:42.00 (36.14) 200m: 2:18.87 (36.87)  
250m: 2:55.74 (36.87) 300m: 3:32.79 (37.05) 350m: 4:09.77 (36.98)  
400m: 4:45.49 (35.72)

27  Phoebe Nettle 2010  0.79 4:46.01  
Entry: 4:40.92 +5.09

50m: 31.92 100m: 1:07.68 (35.76) 150m: 1:44.06 (36.38) 200m: 2:20.85 (36.79)  
250m: 2:57.32 (36.47) 300m: 3:34.16 (36.84) 350m: 4:10.52 (36.36)  
400m: 4:46.01 (35.49)

28  Rio Sasamoto 2008  0.68 4:47.65  
Entry: 4:42.17 +5.48

50m: 32.19 100m: 1:07.04 (34.85) 150m: 1:42.85 (35.81) 200m: 2:19.35 (36.50)  
250m: 2:55.91 (36.56) 300m: 3:33.06 (37.15) 350m: 4:10.14 (37.08)  
400m: 4:47.65 (37.51)

29  Amelia-Rose Se 2011  0.75 4:48.83  
Entry: 4:48.79 +0.04

50m: 31.81 100m: 1:07.07 (35.26) 150m: 1:43.42 (36.35) 200m: 2:20.31 (36.89)  
250m: 2:57.38 (37.07) 300m: 3:35.08 (37.70) 350m: 4:12.08 (37.00)  
400m: 4:48.83 (36.75)

30  Tessa Scott 2009  0.72 4:49.37  
Entry: 4:37.25 +12.12

50m: 31.36 100m: 1:06.23 (34.87) 150m: 1:41.92 (35.69) 200m: 2:18.45 (36.53)  
250m: 2:56.15 (37.70) 300m: 3:33.76 (37.61) 350m: 4:12.13 (38.37)  
400m: 4:49.37 (37.24)

4:49.39

31  Ava Neems 2007  0.79 Entry: 4:50.13 -0.74

50m: 32.31 100m: 1:07.74 (35.43) 150m: 1:44.00 (36.26) 200m: 2:21.31 (37.31)  
250m: 2:57.98 (36.67) 300m: 3:35.76 (37.78) 350m: 4:13.36 (37.60)  
400m: 4:49.39 (36.03)

32  Ashley Calcott 2008  0.73 **4:51.05**  
Entry: 4:48.14 +2.91

50m: 32.15 100m: 1:07.35 (35.20) 150m: 1:43.88 (36.53) 200m: 2:21.10 (37.22)  
250m: 2:58.25 (37.15) 300m: 3:36.31 (38.06) 350m: 4:14.29 (37.98)  
400m: 4:51.05 (36.76)

33  Victoria Schaeff 2009 0.81 **4:55.09**  
Entry: 4:44.92 +10.17

50m: 32.88 100m: 1:09.08 (36.20) 150m: 1:46.16 (37.08) 200m: 2:23.48 (37.32)  
250m: 3:01.09 (37.61) 300m: 3:39.15 (38.06) 350m: 4:17.38 (38.23)  
400m: 4:55.09 (37.71)